



Going to the Library

Use these activities on your next visit to the library to get your children excited about reading and being at the library.



Tips:

1. Before you go:

- a. Talk to your child about the types of books he wants to **borrow** when you go to the library. If your child does not know the term borrow, explain to him that at the library you get to take books home for a while, but then you return them. That's why a library is different from a store.
- b. Write a list of **topics** that interest your child. Does he like books about dogs? Space? Horses? Dinosaurs?

2. At the library:

- a. Show your child how the library works. Show him your **library card**, where you check out the books you borrow, and where the books are returned when you are done reading them.
- b. Meet the **librarian** and ask him or her where you can find books on some of the topics you're interested in.
- c. **Sample** some books by having your child read a few passages from some of the books you are **considering** to see if they are right for him.

3. After your visit:

- a. Mark on a **calendar** the date you need to return the books. How many days from today are there before you need to return the books?
- b. Set aside time for your child to read his library books, or for you to read books together.
- c. Talk with one another about the books. What were his favorite parts of the books? Which stories did he like best? Have him **review** a book using the attached activity sheet.
- d. Have your child dress up as his favorite character from a book he borrowed from the library.

Note: terms in **bold italics** are terms you may want to explain to young children.



For more ideas and tips visit

pbsparents.org/summer



Michiana wnit 3




Going to the Library

's Book List



Book Title	Author	Returned?
<hr/>	<hr/>	<hr/>
<hr/>	<hr/>	<hr/>
<hr/>	<hr/>	<hr/>
<hr/>	<hr/>	<hr/>
<hr/>	<hr/>	<hr/>
<hr/>	<hr/>	<hr/>
<hr/>	<hr/>	<hr/>
<hr/>	<hr/>	<hr/>
<hr/>	<hr/>	<hr/>
<hr/>	<hr/>	<hr/>
<hr/>	<hr/>	<hr/>
<hr/>	<hr/>	<hr/>
<hr/>	<hr/>	<hr/>
<hr/>	<hr/>	<hr/>
<hr/>	<hr/>	<hr/>
<hr/>	<hr/>	<hr/>
<hr/>	<hr/>	<hr/>
<hr/>	<hr/>	<hr/>
<hr/>	<hr/>	<hr/>
<hr/>	<hr/>	<hr/>
<hr/>	<hr/>	<hr/>
<hr/>	<hr/>	<hr/>
<hr/>	<hr/>	<hr/>
<hr/>	<hr/>	<hr/>



For more ideas and tips visit

pbsparents.org/summer



Going to the Library



I Read It!

Encourage your child to share her thoughts about books she reads on her own, or books that you read together. Have your child draw a picture based on the book in the space provided, and then fill in the "My Review" section. If she is not yet writing, work with her to write her book review.

My Book

Book Title

Author



My Review

What I liked best about this book:

How I felt after reading this book:

I would recommend this book: yes or no (circle one)



For more ideas and tips visit

pbsparents.org/summer




Going to the Library

Library Scavenger Hunt



See if you can find one book that matches each of the topics below! Good luck!

Dogs




School



Dinosaurs




Horses



Sports



Space



For more ideas and tips visit

pbsparents.org/summer